


# NONPROFITS RESPOND

While most businesses scaled back or were forced to shut down, our local nonprofits stayed open and stepped up. In the past two years, this community has received more support and care than ever from Comal County nonprofits.

## ANNUAL REVENUE

**46% INCREASE**  
**SINCE 2019**


2019: \$56.4M | 2021: \$82M



## \$41 MILLION

TOTAL ANNUAL  
PAYROLL

**36%**



INCREASE IN FULL-TIME JOBS SINCE 2019  
2019: 542 | 2021: 738



**11% INCREASE IN**  
**TOTAL UNIQUE CLIENTS**

2019: 245,226 | 2021: 272,281

## \$68 MILLION

PUT BACK INTO THE  
LOCAL ECONOMY

33% INCREASE SINCE 2019 (\$51M)



During the pandemic, these vital organizations actually generated more revenue, hired more staff, and served more people with life-saving goods and services. Without them, numerous families would have been homeless, hungry and hopeless.



**MCKENNA**  
INSPIRATION · INFLUENCE · IMPACT

[MCKENNA.ORG](https://mckenna.org)

SOURCE: 2022 COMAL COUNTY NONPROFIT SECTOR SURVEY

# PARTNERS IN PROGRESS

Serving a growing community is a team effort. It's a big task that requires dedicated and supportive volunteers, referring partner agencies and donors in order to be effective. This year fewer volunteers provided more hours than ever. Together, the community wins.

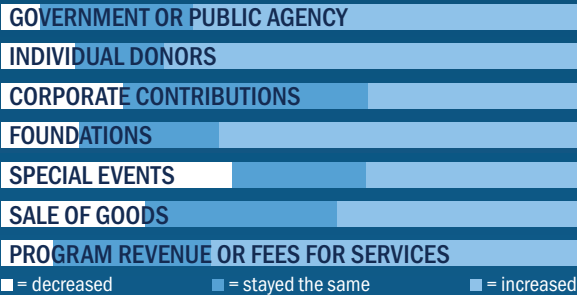


## COMMUNITY COLLABORATIONS MAKE US STRONGER



## TRENDS IN REVENUE SOURCES

Friends and neighbors increased their support for non profits while special events and corporate contributions trended downward.



No one knew it was coming, but everyone in the community was affected. As the pandemic wore on, countless victims were left in its wake – physically, emotionally, spiritually, and financially.